



CONVEX

GEARWRAP

THICK, RUGGED MEDIA THAT FITS TO CURVES

**PERFECT FIT.
EVERY TIME.**




PRODUCT INFORMATION

CONVEX® GearWrap™ ... thick, rugged media that fits to curves. Made of durable yet pliable vinyl, CONVEX GearWrap sports an adhesive specially formulated for enamel-painted surfaces, such as football helmets, as well as glass, stainless steel, polycarbonate, and other high-energy surfaces.

Shrink and wrinkle resistant, CONVEX GearWrap won't fall off, ooze adhesive, or collect dirt around its edges. Initially repositionable for easier application. It removes cleanly without residue for up to a year after application, reducing clean-up time when refurbishing helmets with new decals.


For LSE plastic helmets and hard hats we recommend CONVEX® High-Bond or CONVEX® Lacrosse and Hockey.

NOTABLE QUALITIES




TOUGH AGAINST IMPACT

Absorbs contact like a champ with 4 or 8 mil thickness.



RESISTS SHRINKING & WRINKLING

Maintains dimensions longer to prevent oozing and dirty edges.



APPLIES SMOOTHLY, REMOVES CLEANLY

Fits perfectly to curves; removes without residue up to one year.



GRAPHIC
Marking Systems™

www.CONVEXvinyl.com ■ orders@graphicms.com
www.shopGMS.com ■ 847.582.9276 ■ 800.232.8018



General Description: Clear and white soft flexible vinyl with a clear permanent acrylic adhesive. Used for thermal resin transfer printing and can be used for overlaminating. *Can also be used for nonaqueous ink jet printing. Different combinations of CONVEX® GearWrap™ and CONVEX® laminates can be used to achieve a variety of decal thicknesses and selling prices.

PRODUCT SPECIFICATIONS

TECHNICAL PROPERTIES:

Thickness: 8 or 4 mil with 1 mil of adhesive

Outdoor Life: 2 years

Shelf Life: 2 years stored at 70°F & 50%RH

Adhesive Properties: General purpose adhesive works on most surfaces. GearWrap™ adhesive is formulated to remove cleanly from most surfaces for up to a year after it is applied.

Service Temperature Range: (-40°F to 176°F)

Minimum Application Temperature: N/A

TESTS PERFORMED RESULTS		
Ultimate peel from	Average OZ/IN	Test Method
Acrylic	120	ASTM D 903 (Modified for 72 hour dwell time)
Painted polycarbonate	45	
Polypropylene	10	
Glass	118	
Stainless steel	99	
Expected Shear Room temp (hours)	60	ASTM D 3654 Method A a. 1 hr dwell b. 1 sq in surface c. 4 lb load
Tack (gm/sq cm)	490	ASTM D 2979

RECOMMENDED APPLICATION TECHNIQUES:

On curved surfaces such as helmets, apply by rubbing from the center out. When using CONVEX® as a laminate, as it is separated from the liner, if there is too much drag tension applied to the supply roll, it can stretch and curl up immediately after it is cut on a plotter. Laminate with a cold pressure sensitive laminator or by hand.

GSP SOFTWARE SETTINGS:

In Gerber's plot program, click the "123" button then on the substitute button and select vinyl. Select 3M 220 Premium or Gerber ImageCal from the pull-down menu as the vinyl to print on. If you are using laminates on top of the base material, you will have to determine the best cutter settings by test cutting the finished construction.

Use a 45° blade or 60° blade on any combination of material 8 mil or thicker

All of the descriptive information listed above is our recommendation only. This information does not suggest or constitute a written or verbal warranty or guaranty of any kind by the manufacturer or distributor of this product. Purchasers of this product shall be responsible for independently determining the suitability of the material for the intended application.

GMS 072024 GRAPHIC MARKING SYSTEMS



www.CONVEXvinyl.com ■ orders@graphicms.com
www.shopGMS.com ■ 847.582.9276 ■ 800.232.8018